



BEFARD

**WHEELED
ASSEMBLY ROBOT**

XC600

BEFARD XC600

WHEELED ASSEMBLY ROBOT

BEFARD XC Assembly Robots are modern devices designed for the precise installation and transportation of glass panes, windows, and other flat surfaces.

Depending on the configuration, they offer a reach of up to 5.7 meters and a lifting capacity of up to 820 kg.

Battery-powered and hydraulically controlled, they are ideal for both indoor and outdoor use.

Each model in the XC series is equipped with a hydraulic side shift for the suction cup frame, offering a 100 mm range for fine-tuning the glass alignment with the installation opening. The modular design of the arm also allows for adjustment of the suction cup spacing, adapting the gripping surface to the size and type of the element being transported.

UNMATCHED POWER

TO WORK MORE EFFICIENTLY

- Maximum lifting capacity: 600 kg
- One or two hydraulic extensions with a reach of 3.9 m or 4.8 m
- Radio control operation
- Two-circuit vacuum system
- 6 vacuum suction cups
- Rotating suction cup frame (relative to the machine – manual or hydraulic)
- Side shift of the suction cup frame (left/right – 10 cm – hydraulic)
- Tilting suction cup frame to the sides (relative to the machine – manual or hydraulic)
- Tilting suction cup frame for lifting elements from a horizontal surface and hydraulically positioning them vertically
- Two working modes (turtle/hare)
- Individual vacuum shut-off valves on each suction cup
- Suction cup covers included
- Two stabilizing supports – left and right side
- Customizable machine color

30/06/2025

XC 600

BEFARD.COM

WHAT MATTERS MOST INCLUDED AS STANDARD

BEFARD



MACHINE REACH

Single hydraulic extension with a reach of 3.9 m.
Double hydraulic extensions with a reach of 4.8m.



LIFTING CAPACITY

Maximum lifting capacity: 600 kg.
6 vacuum suction cups equipped with vacuum shut-off valves. Each suction cup operates independently, allowing quick adjustment of the system to the size of the load.



REMOTE CONTROL

Radio remote control operation makes work easier and ensures greater safety.
A charger for the radio remote control is included as standard.



POWER SUPPLY

BEFARD XC assembly robots are powered by modern AGM batteries, ensuring quiet and emission-free operation. This makes the devices ideal for use indoors as well as in locations with strict environmental requirements. The set includes a charger, allowing convenient on-site battery charging.

30/06/2025

XC 600

BEFARD.COM

WHAT MATTERS MOST INCLUDED AS STANDARD

BEFARD



DUAL-CIRCUIT VACUUM SYSTEM

Dual-circuit vacuum system — two independent vacuum circuits increase operational safety and comply with glass transportation standards.




STABILIZING SUPPORTS

The robot is equipped with two independent stabilizing supports — one on the right and one on the left side — providing improved stability during operation, especially in challenging terrain conditions or under maximum load.



SIDE SHIFT OF THE SUCTION CUP FRAME

The hydraulically controlled side shift function (± 10 cm) allows precise positioning of the glass without the need to reposition the entire machine. This quick and convenient feature enhances installation accuracy, especially in confined spaces.



TWO OPERATING MODES

The device offers two operating modes: a precise mode ("Turtle") — ideal for accurate assembly operations, and a dynamic mode ("Hare") — designed for faster execution of work maneuvers. Switching between modes allows the machine's operation to be adapted to the specific task at hand.

30/06/2025

XC 600

BEFARD.COM


CHOOSE OPTIONALLY

BEFARD



ROTATION OF THE SUCTION CUP FRAME

The advanced hydraulic system enables smooth rotation of the suction cup frame, significantly facilitating precise positioning of glass and windows during installation*.



TILT OF THE SUCTION CUP FRAME

The hydraulic tilt system allows lateral tilting of the suction cup frame, significantly facilitating the installation of glazing in corners, recesses, and hard-to-reach areas. Smooth adjustment ensures precise positioning and greater flexibility during operation*.



LED LAMP

A practical LED work light mounted on a magnet provides effective illumination of the crane's work area in low-visibility conditions.



HS SPACERS

The HS spacer system allows adjustment of the suction cups' distance from the frame, enabling optimal adaptation of the gripping setup to the thickness and shape of the mounted elements. This flexible configuration translates into greater precision and comfort during work in various conditions.

* The hydraulic function reduces the lifting capacity by 100 kg.

30/06/2025

XC 600

BEFARD.COM

CHOOSE OPTIONALLY

BEFARD




HOOK

A hook mounted on the suction cup frame allows quick handling of loads without using suction cups. This is an ideal solution for transporting elements that do not require vacuum grip – increasing the machine's versatility and facilitating daily work on construction sites.



OVERLOAD PROTECTION SYSTEM

The integrated overload protection system safeguards both the device and the operator from exceeding permissible operating parameters. It automatically detects excessive loads and limits functions to ensure maximum safety.



FORKS

After quick removal of the suction cups, forks can be mounted on the same frame, allowing the device to be used for transporting pallets and other loads. This practical and cost-effective solution increases the equipment's versatility on the construction site.



TWIN WHEELS

The device is equipped with dual front wheels (twin wheels), which increase the machine's width and provide better weight distribution and stability during operation.

30/06/2025

XC 600

BEFARD.COM

CHOOSE OPTIONALLY

BEFARD



WHEELS FILLED WITH ELASTOMER

The machine is equipped with puncture-proof elastomer-filled wheels, eliminating the risk of downtime caused by tire damage and ensuring reliable operation in tough terrain conditions.



MACHINE WIDTH NARROWING

By switching to narrower and taller wheels, it is possible to reduce the machine's width to 78 cm, making work easier in narrow passages and confined spaces, such as inside buildings or on staircases.

30/06/2025

XC 600

BEFARD.COM

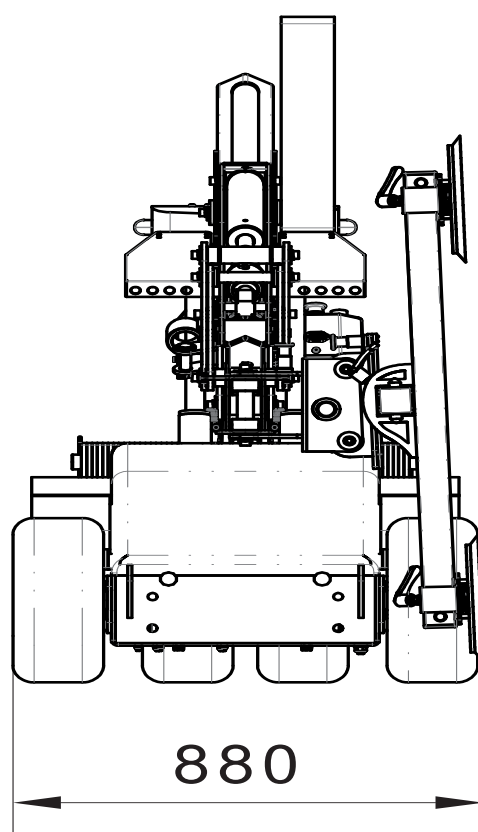
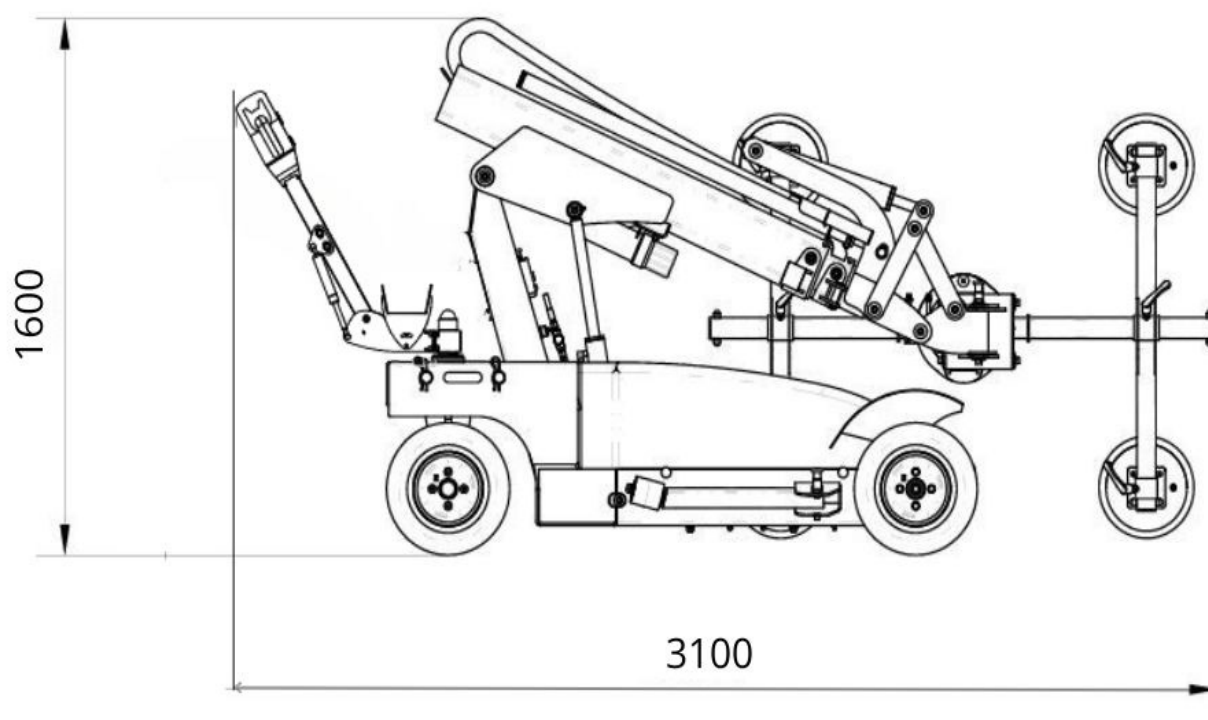
TECHNICAL SPECIFICATIONS

Max. lifting capacity	600 kg
Hydraulic extensions	1 or 2
Device transport length	3,1 m
Device transport height	↕ 1,6 m
Device transport width	↔ 0,88 m
Max. horizontal reach	↔ 2,5 m
Max. vertical reach	↕ 4,8 m
Number of suction cups	6
Hydraulic side shift of the suction cup frame	right/left - 10 cm
Radio control	column operation
Device weight XC600.1 (basic version)	808 kg
Number of counterweights	22 pcs.
Weight of one counterweight unit	9 kg
Device weight XC600.2 (basic version)	844 kg
Number of counterweights	26 pcs.
Weight of one counterweight unit	9 kg
Power supply	AGM batteries

30/06/2025

XC 600

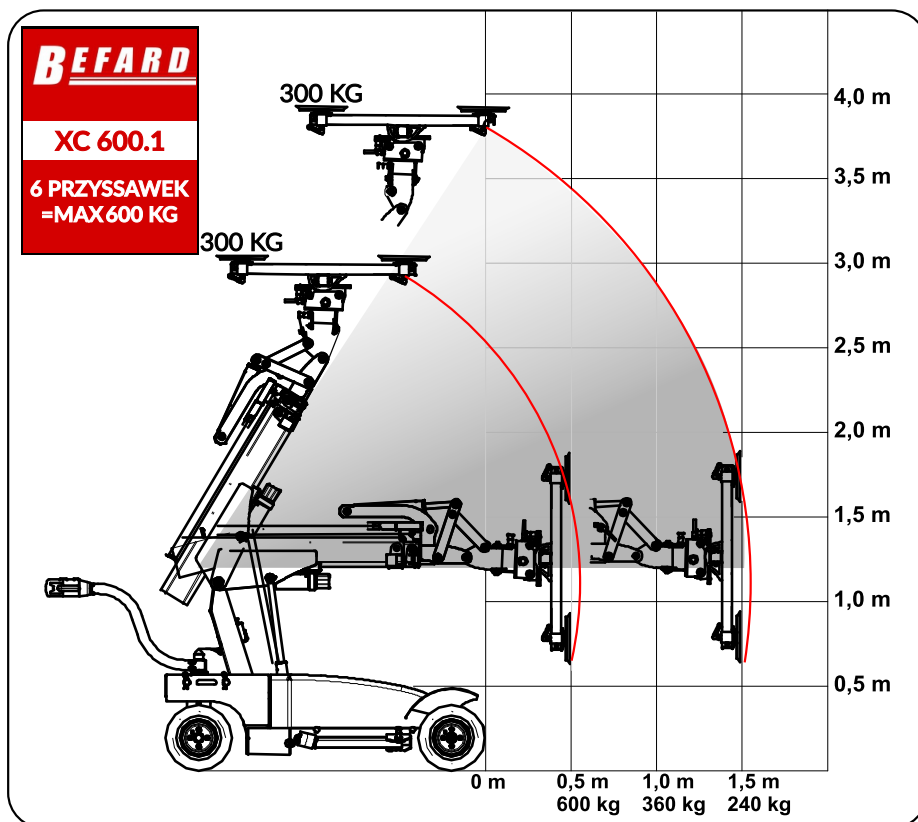
BEFARD.COM



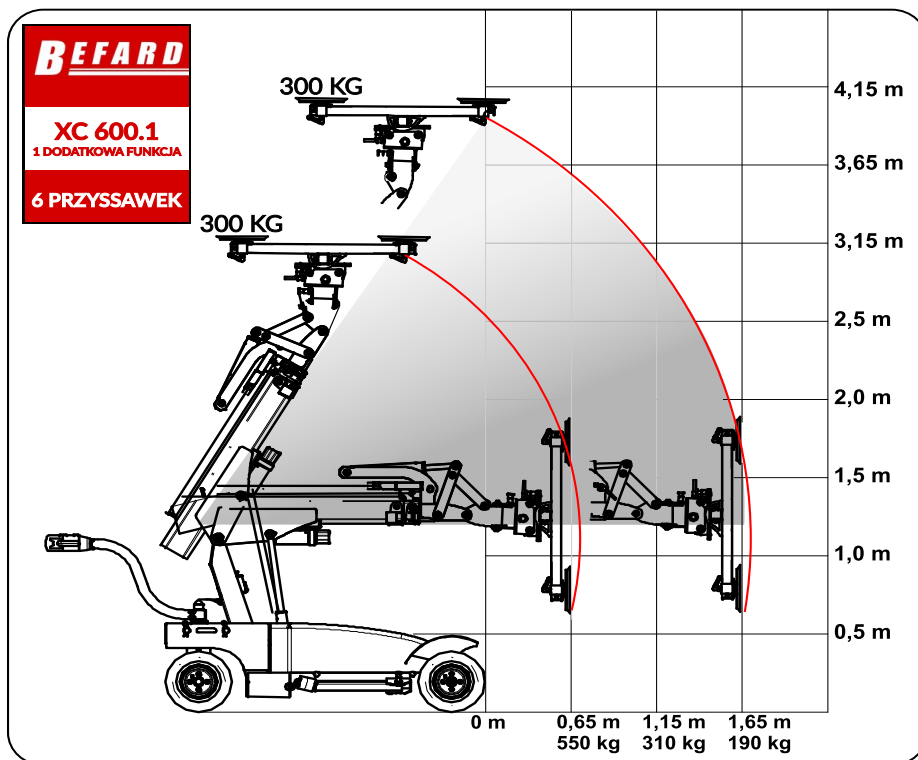
30/06/2025

XC 600

BEFARD.COM



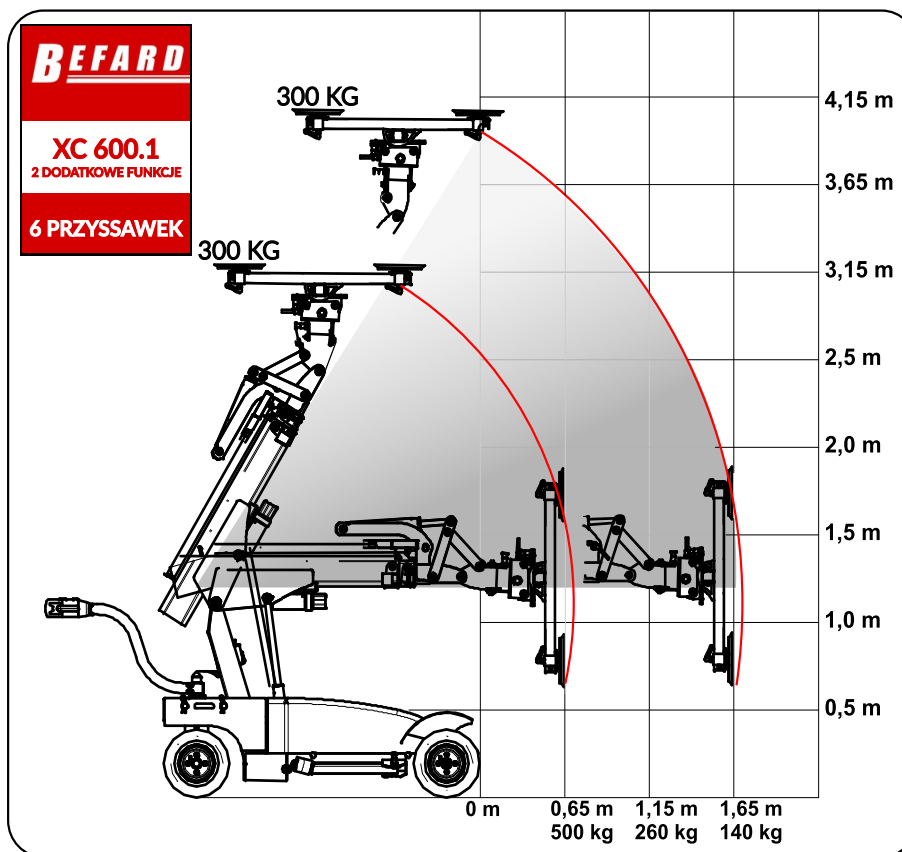
XC 600.1 WITH ONE HYDRAULIC FUNCTION



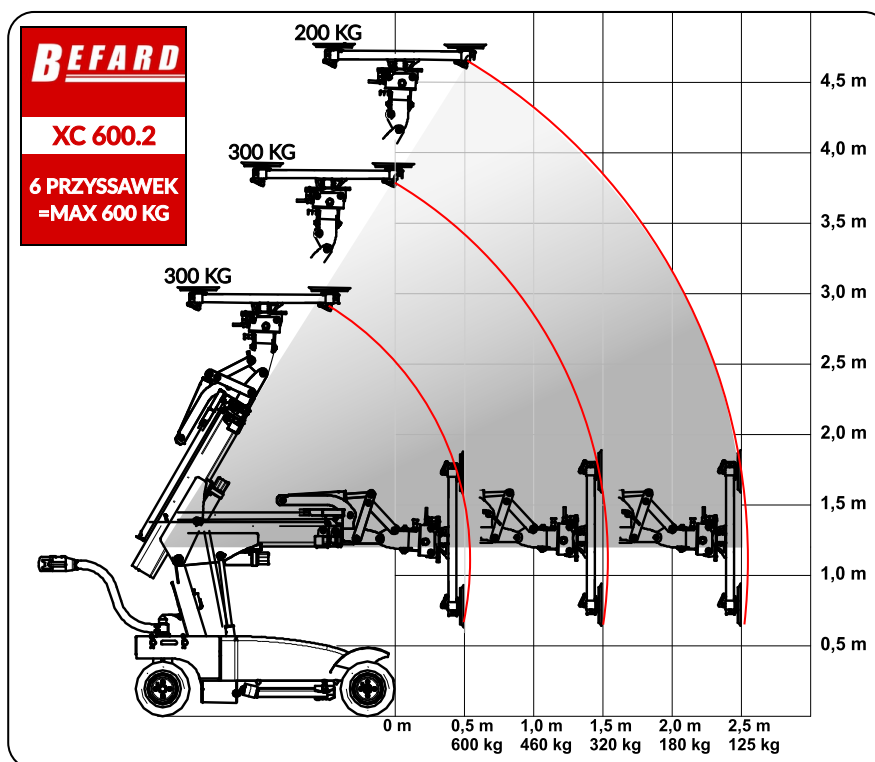
30/06/2025

XC 600

BEFARD.COM



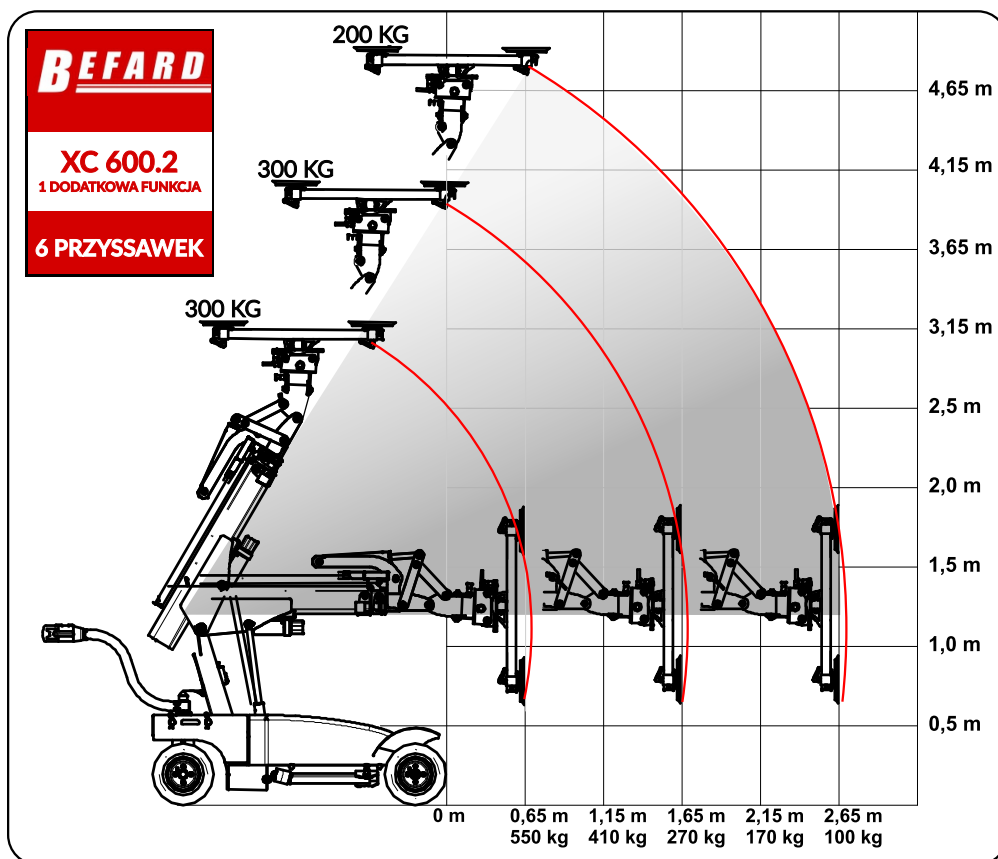
XC 600.2 STANDARD



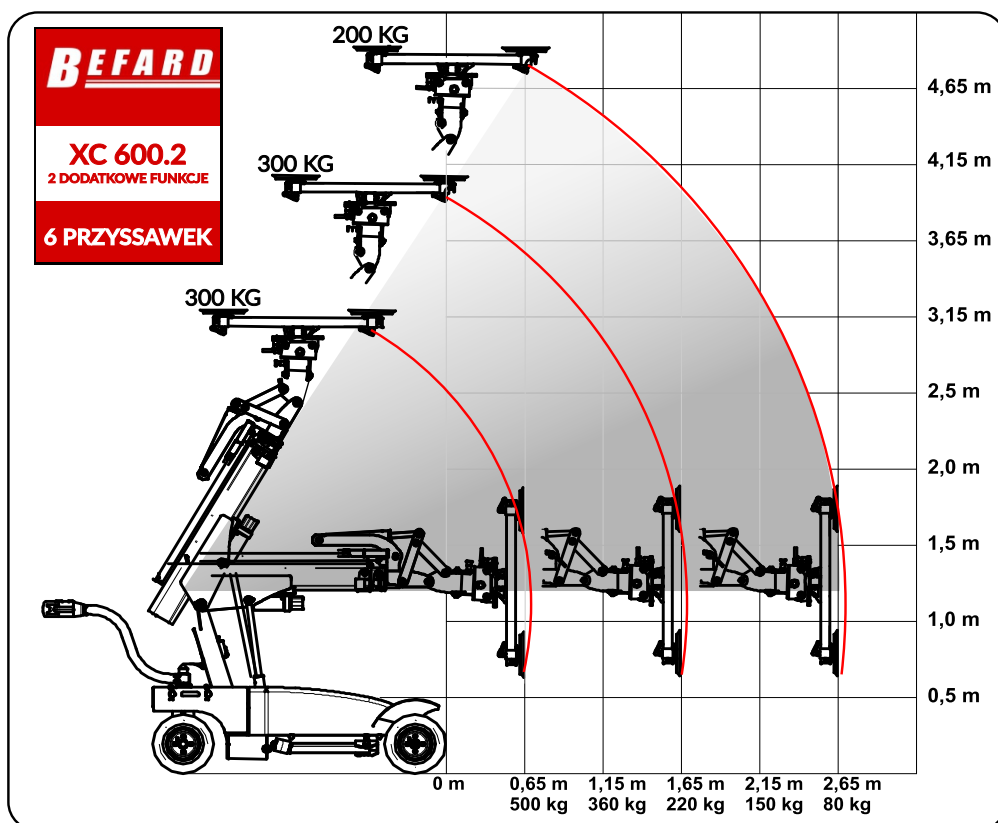
30/06/2025

XC 600.1 WITH ONE HYDRAULIC FUNCTION

BEFARD



XC 600.2 WITH TWO HYDRAULIC FUNCTIONS



30/06/2025

XC 600

BEFARD.COM

BEFARD XC IN ACTION

BEFARD



30/06/2025

XC 600

BEFARD.COM

BEFARD