



BEFARD SERIA XF

CRANES WITH ACTIVE ARM

HDS – BEFARD XF DOUBLE-ARM CRANES

Cranes designed for window industry, range above 12 m vertically.
Ideal in the configuration with XP600 suction cup

BEFARD XF is a series of double-arm reloading cranes designed for installation on delivery vehicles and smaller trucks. Depending on specific configuration, **BEFARD XF** cranes can be equipped with one, two, three or even four hydraulic extension arms. The increased number of arms allows operation of the machine on longer distances which is very important for installation of windows.

FEATURES OF XF CRANES:

- turning device equipped with bronze bearing,
- extension arms equipped with textolite slides,
- crane made of Swedish steel WELDOX 700,
- 12 month warranty with the option of extending up to 36 months,
- **European producer,**
- spare parts available for immediate delivery,
- possibility of configuring the unit appropriately for individual needs of the buyer,
- low maintenance and operating costs,
- short delivery periods,
- extremely robust design of the frame,
- steel elements of the hydraulic system,
- high quality hydraulic system,
- special protective covers for hydraulic pipes,
- hydraulic overload protection system,
- no easily failing electronics.



CRANE FITTED ON:

- delivery vehicles up to 3.5 t,
- trucks.



Lifting capacity
up to 2400 kg



Active arm:
16°



Range:
above 12 m



BEFARD XF 3602C



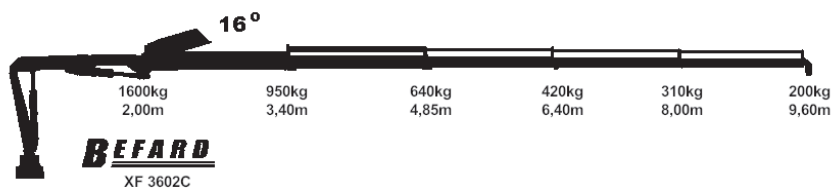
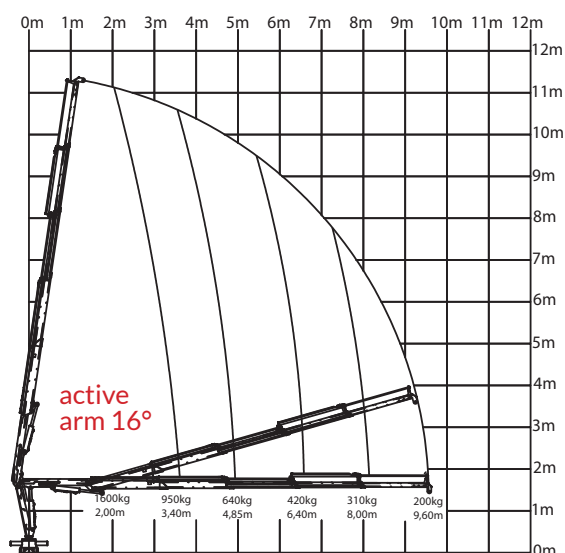
Maximum
lifting capacity:
1600 kg



Active arm:
16°



Range:
above 11 m



- Hydraulic extension arms: 4



TECHNICAL DATA**XF 3602C**

Lifting moment	32 kNm	
Maximum lifting capacity	1600 kg	
Hydraulic extension arms	9600 mm	
Crane height	1700 mm	
Transportation width	2050 mm	
Support spacing	4100 mm	
Rotation angle	180- 360°	
Torque (18 MPa)	5,4 kNm	
Dwell angle of the extension arm	82°	
Inclination angle downward	45°	
Raising angle of the second arm relatively to the first arm	16°	
Operating pressure	270 bar	
Recommended pump	Operating pressure	280 bar
	Flow	16 l/min
Weight (excluding supporting feet)	610 kg	



HDS – BEFARD XF DOUBLE-ARM CRANES

BEFARD XF 5502C.11



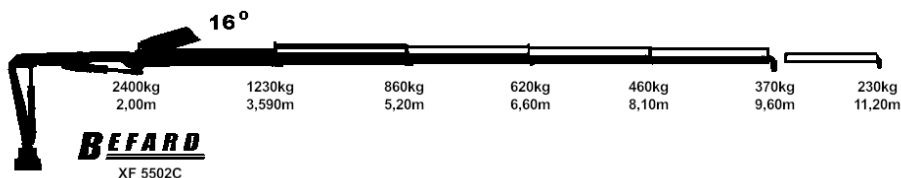
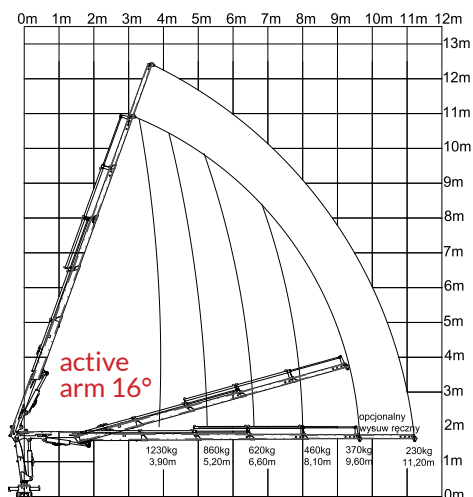
Maximum lifting capacity: 2400 kg



Active arm: 16°



Maximum range: above 12 m



- Hydraulic extension arms: 4
- Manual extension arms (optional): 1



DANE TECHNICZNE**XF 5502C.11**

Lifting moment	48 kNm	
Maximum lifting capacity	2400 kg	
Hydraulic extension arms	9600 mm	
Optional manual extension arms	11200 mm	
Crane height	1800 mm	
Transportation width	2300 mm	
Support spacing	5020 mm	
Rotation angle	210- 360°	
Torque (18 MPa)	7 kNm	
Dwell angle of the extension arm	70°	
Inclination angle downward	45°	
Raising angle of the second arm relatively to the first arm	16°	
Operating pressure	270 bar	
Recommended pump	Operating pressure	280 bar
	Flow	16 l/min
Weight (excluding supporting feet)	790 kg	



XF 5502C.11

