

A blue BEFARD TB7002 mini crane is shown in operation, lifting a large, rectangular metal plate. The crane is mounted on a tracked chassis with four outriggers for stability. It is positioned in front of a dark, modern building with vertical siding. The sky is blue with some clouds. The crane's boom is extended upwards, and the plate is held at the end of the boom. The BEFARD logo is visible on the crane's body and the plate.

BEFARD

MINI CRANE
ON TRACKED CHASSIS

TB7002

BEFARD TB7002

MOBILITY, PRECISION, POWER

Befard TB7002 - a mini crane designed for work in hard-to-reach places, where compact size and high mobility are key. Thanks to its well-thought-out design, the device fits through standard doors, which allows it to be used inside buildings and in areas with limited space.

The TB7002 mini crane offers an impressive working range of over 18 meters, making it a versatile tool for both facade assembly and precise installation work. Importantly, the crane can be transported on a light trailer with a permissible total weight of 3.5 tons, which significantly facilitates its transport to construction sites without the need to use heavy equipment.

The BEFARD TB 7002 mini crane on a crawler chassis is distinguished by its maneuverability and mobility. It is very efficient in work, and at the same time durable and reliable.

Despite its compact design and low dead weight, it is characterized by high stability and can lift very heavy loads of large dimensions. BEFARD TB is designed for indoor and outdoor use.



08/07/2025

BEFARD TB7002

WHERE OTHERS CAN'T REACH

- maximum lifting capacity 3100 kg
- range approx. 19 m (with optional equipment)
- hydraulic winch 990 kg
- hydraulic JiB arm with two hydraulic extensions
- drive to choose from: combustion engine (Diesel) + electric motor 230 V, 400 V, 110 V or Li-ion batteries
- infinite column rotation
- extendable crawler chassis 780 mm-1100 mm
- non-marking tracks (Non-marking)
- radio control for both work and travel
- wide range of applications on the construction site
- anti-overload system



08/07/2025

WHAT IS MOST IMPORTANT IS IN STANDARD

BEFARD



MACHINE RANGE

Maximum vertical reach of 17.3 meters as standard and 18.8 meters with optional equipment



LOAD CAPACITY

Maximum load capacity 3100 kg,



RADIO CONTROL

Radio control of both driving and crane operation makes work easier and improves safety. Standard radio control charger with in-car charging function.



POSSIBILITY TO CHOICE POWER SUPPLY

The crane can be equipped with one of two power sources (depending on the selected options):
– diesel - electric (230 V / 400 V / 110 V)
or Li-ion batteries – which ensures full flexibility of work in all conditions.


08/07/2025

TB7002

BEFARD.COM

WHAT IS MOST IMPORTANT IS IN STANDARD

BEFARD



HYDRAULIC WINCH

Hydraulic winch with a lifting capacity of 990 kg. It has 50 m of rope with a thickness of 7 mm. Optionally available 65 m of rope. Available with all equipment (pulley, hook weight)



HYDRAULIC JIB

The longest hydraulic Jib on the market - over 7 m long (using additional equipment)



EXTENDABLE, NON-MARKING TRACKS

Extendable chassis (780 - 1100 mm) makes the device more stable. The possibility of narrowing the track allows you to drive through standard doors. Non-marking non-marking tracks as standard.



PADS FOR SUPPORT FEET

The support foot pads protect the surface from damage. They also stabilize the crane on unpaved surfaces.

08/07/2025

TB7002

BEFARD.COM

WHAT IS MOST IMPORTANT IS IN STANDARD



ROTATING COLUMN

The rotating column of the crane has an infinite rotation around its own axis. This means that there is no need to keep track of how many revolutions the machine has made. This protects the device from damage.



TWO WORKING AND DRIVING MODES

The TB7002 mini crane is equipped with two switchable speed modes that allow the machine to be adjusted to current operational needs: precision (slow) mode and fast mode.



ANTI-OVERLOAD SYSTEM

In order to ensure maximum safety of work, the TB7002 mini crane is equipped with an anti-overload system that monitors the load in real time. The system automatically detects exceeding the permissible lifting capacity and, if necessary, blocks further lifting or movement, preventing damage to the machine and the risk of accidents.



LED LAMP

An additional LED work lamp powered directly from the device increases work comfort and safety even after dusk.

08/07/2025

TB7002

BEFARD.COM

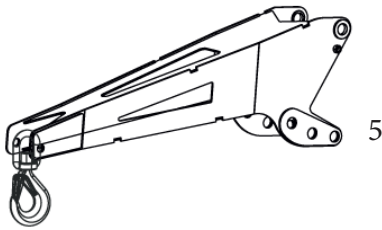
SELECT OPTIONALLY

BEFARD



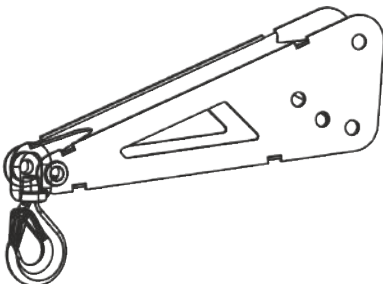
INTELLIGENT SENSOR SYSTEM

The mini crane is equipped with an advanced operating parameter monitoring system that monitors key operational data in real time: lifting capacity, boom working range and support spacing.



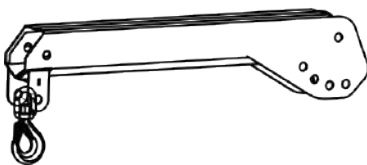
MAIN ARM SEARCH HOOK

Possibility to extend the range by approx. 100 cm



HYDRAULIC JIB SEARCH HOOK

Possibility to extend the range by approx. 50 cm



JIB HAND ARM

Possibility to extend the range by approx. 100 cm

08/07/2025

TB7002

BEFARD.COM

BEFARD TB7002E

COMFORT AND ECOLOGY

BEFARD

BEFARD electric machines are not only ecology, but also the highest comfort of work. Elimination of the combustion engine minimizes noise and vibration of the machine.

Such a solution allows for trouble-free use of machines in European city centers where Low Emission Zone regulations apply (e.g. London, Paris, or Berlin)

BUILT-IN 230V CHARGER AS STANDARD

As standard, while charging the battery from the network, the device can be operated (on a cable)

POSSIBILITY TO WORK ON A CABLE WHILE CHARGING THE BATTERY

- fully battery powered (Li-ion)
- bio oil optionally available for the combustion version



Zero
Emission

08/07/2025

TB7002

BEFARD.COM

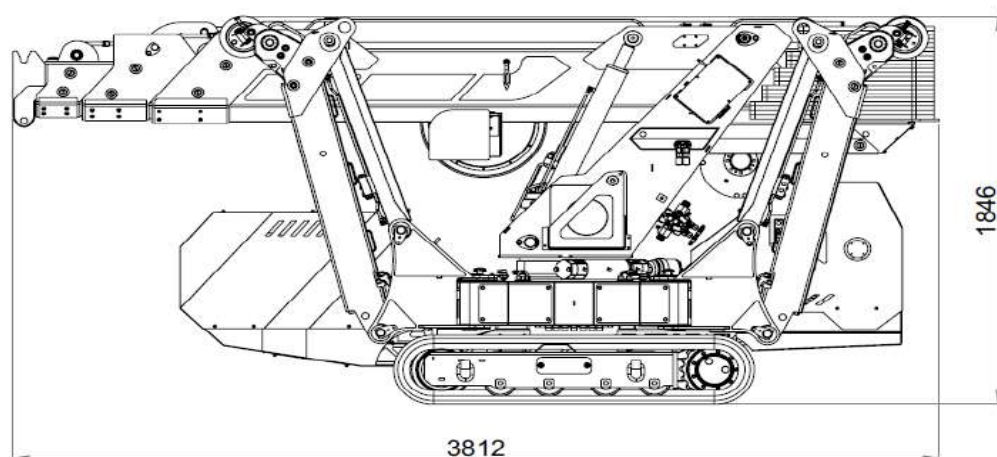
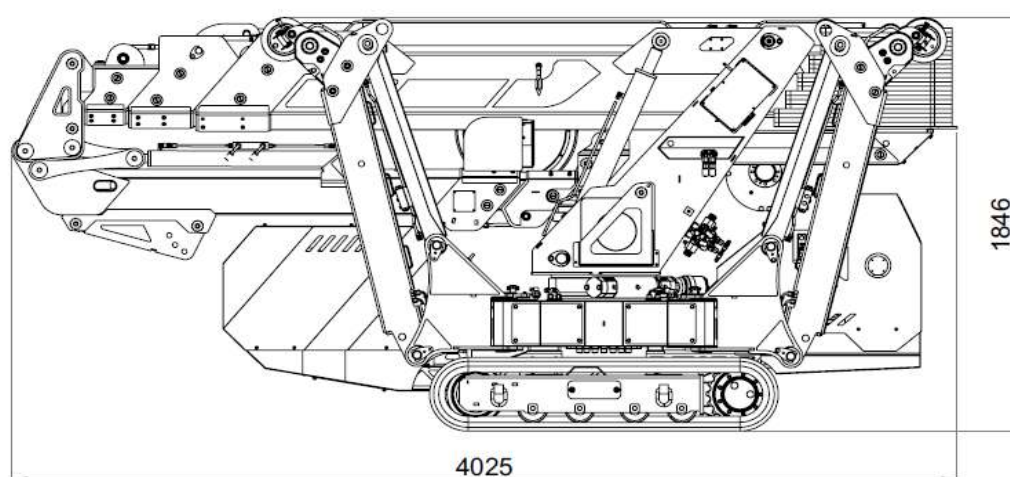
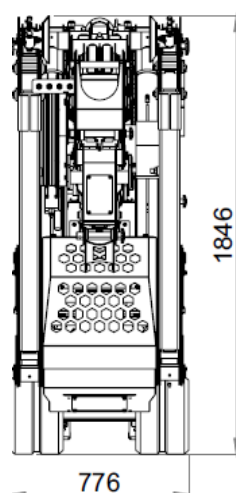
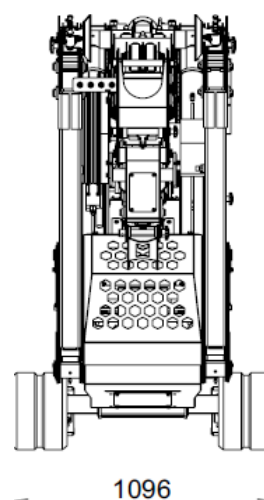
TECHNICAL PARAMETERS

Maximum load capacity	3100 kg
Maximum vertical range	17,3 m
Maximum vertical reach with optional equipment	18,8 m
Maximum horizontal range	14,3 m
Maximum horizontal range with optional equipment	15,8 m
Hydraulic winch lifting capacity	990 kg
Winch rope length	50 m, optional 65 m
Radio control	work and ride
Power supply	3-cylinder Diesel engine (Made in Japan) , 230V , 400V, 110V or batteries Li-ion
Crawler crane drive	motor-reduction gear speed 0-2km/h max. degree of inclination 20°
Rotating column	infinite rotation
Device weight	Crane - basic version (basic) - 2390 kg Hydraulic JIB - 230 kg Power supply 230V - 50 kg Winch - 60 kg Winch rope + block - depending on options Support foot pads - 18kg

POSSIBILITY OF LOWERING THE MAIN ARM BELOW 4° LEVEL



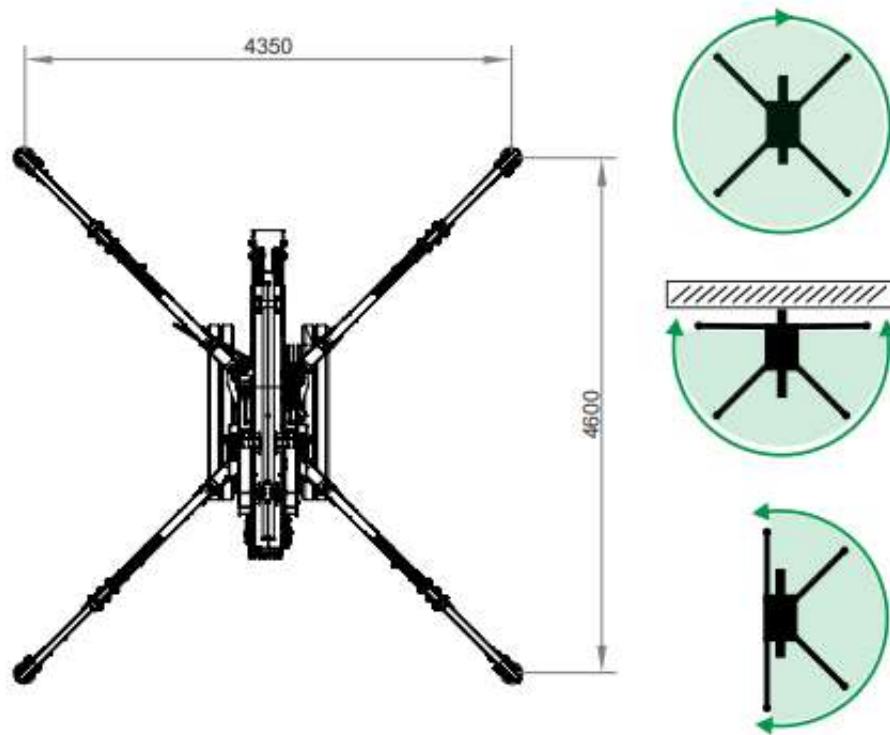
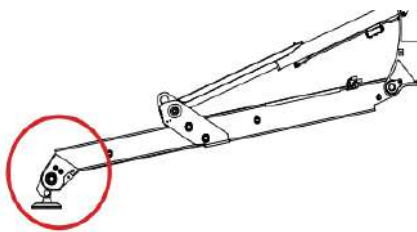
08/07/2025

TRANSPORT DIMENSIONS - VERSION WITHOUT JiB**TRANSPORT DIMENSIONS - VERSION WITH JiB****DIMENSIONS - FOLDED TRACKS****DIMENSIONS - TRACKS EXTENDED**

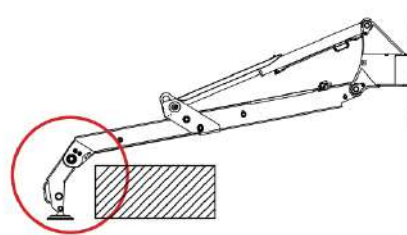
08/07/2025

TB7002

BEFARD.COM

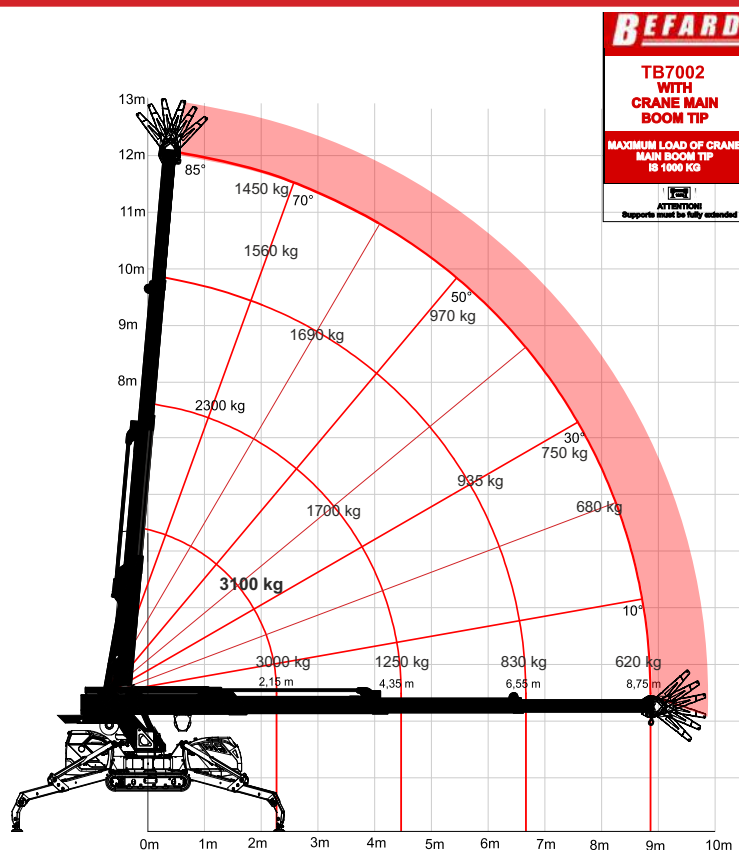
SUPPORT SPACING + WORKING RANGE**FOLDED SUPPORT EXTENSION**

maximum load capacity in lateral position


SUPPORT EXTENSION UNFOLDED

possibility of extending the supports to bypass the obstacle

08/07/2025

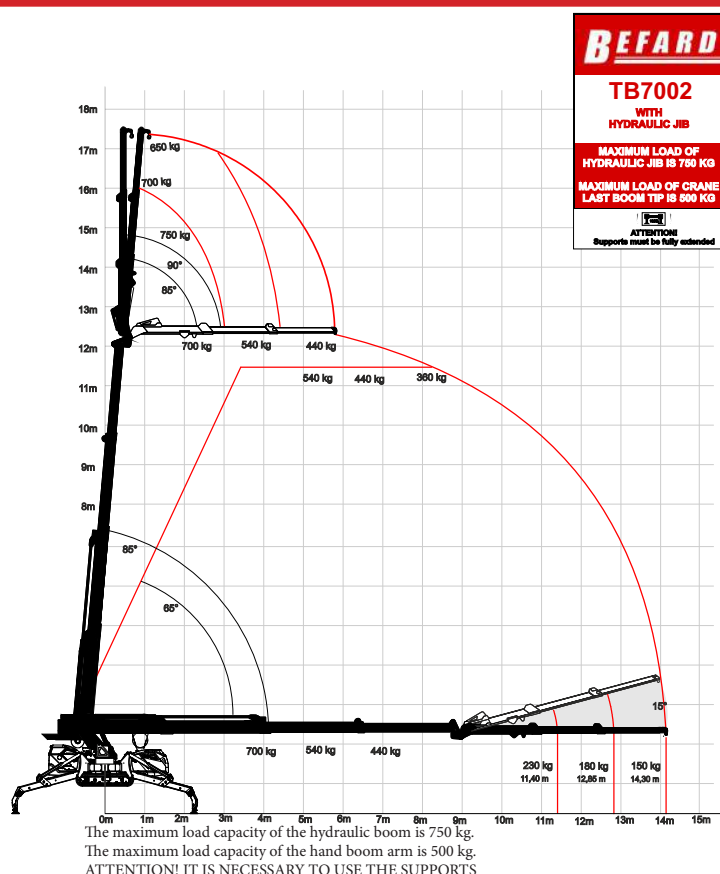


TB7002 + JiB HYDR. + JiB MANUAL ARM + SEARCH HOOK




The maximum load capacity of the hydraulic boom is 750 kg.
 The maximum load capacity of the hand boom arm is 500 kg.
 The maximum load capacity of the search boom hook is 500 kg.
ATTENTION! IT IS NECESSARY TO USE THE SUPPORTS


08/07/2025



TB7002 + JiB HYDRAULIC + WINCH



08/07/2025



08/07/2025

TB7002

BEFARD.COM

BEFARD